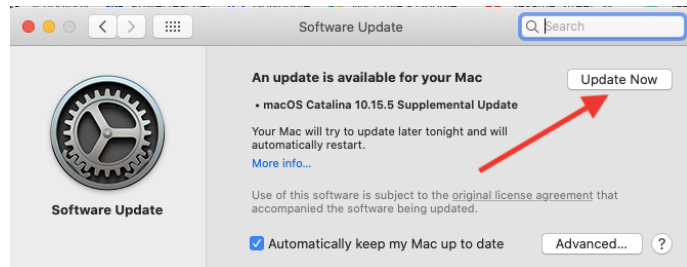
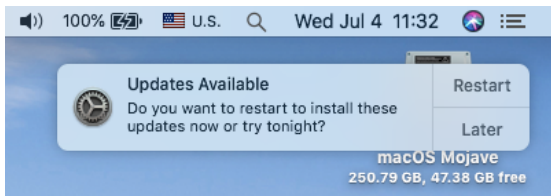


Updating Laptops

To update or not to update - that is the question!

Apple Software Updates - **YES!**

If you receive a notification prompting you to update your laptop, ***please do so.***
(This can also be reached by going to System Preferences -> Software Updates)

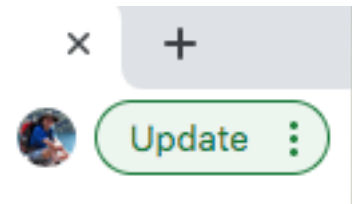


Apple Software Update - Big Sur - **NO!**

We are not updating our laptops to macOS 11 Big Sur at this time. Ignore any prompts you may get to do so.

Google Chrome - **Restart on occasion**

Google Chrome will automatically update in the background. However, you need to quit Chrome occasionally for it to do so. Please note that simply closing the Chrome browser window does ***not*** quit the program. To quit, go to ***Chrome -> Quit Google Chrome*** in the menubar. It is also ok to click the "Update" button in the top right corner of Chrome.



Zoom - **Restart on occasion**

If Zoom prompts you to update, ***do not*** do so. If you try to update Zoom through the application, you will be prompted for an admin password. Instead, simply quit Zoom when you are not using it so it can update in the background. Please note that simply closing the Zoom window does ***not*** quit the program. To quit, go to ***zoom.us -> Quit Zoom*** in the menubar.

Other applications - **Restart the laptop on occasion**

Other applications will automatically update in the background. It does help to occasionally completely restart your laptop. Go to ***Apple (in the top left corner) -> Restart*** to do so. Simply holding the power button sometimes only puts the computer to sleep rather than actually restarting it.