



## Highlands Middle School

1850 W Plainfield Rd La Grange Highlands, IL 60525 (708) 579-6890

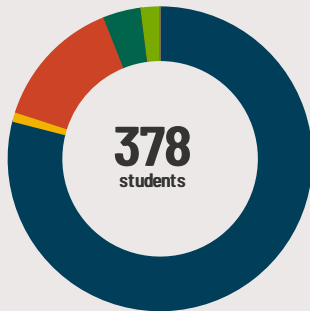
Grades: 5 - 8

District: LaGrange Highlands SD 106

Principal: Michael Papierski

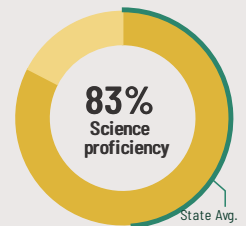
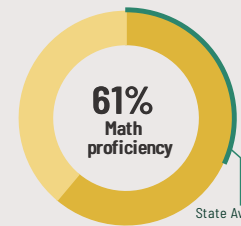
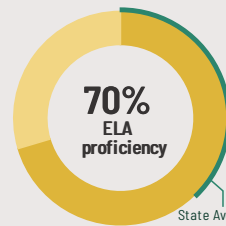
Superintendent: Dr. Amy Warke

### Fast Facts



#### Student Characteristics

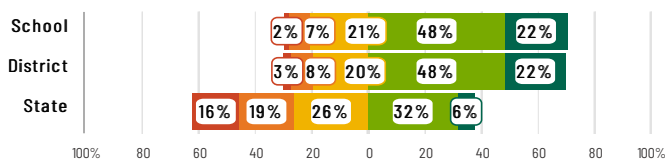
White	79%
Black	1%
Hispanic	14%
Asian	4%
American Indian	0%
Two or More Races	2%
Pacific Islander	0%
Low Income	4%
English Learners	3%
With IEPs	9%
With Disabilities	-
Homeless	0%



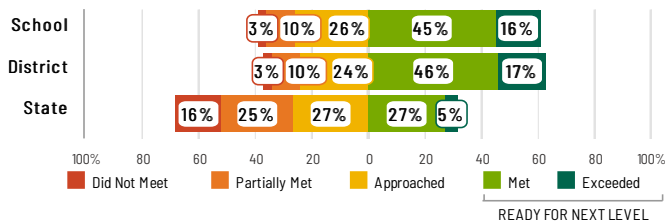
### Academic Success

All Illinois students in grades 3-8 take the IAR assessment each year. High school students take the SAT in English Language Arts and Math.

#### English Language Arts



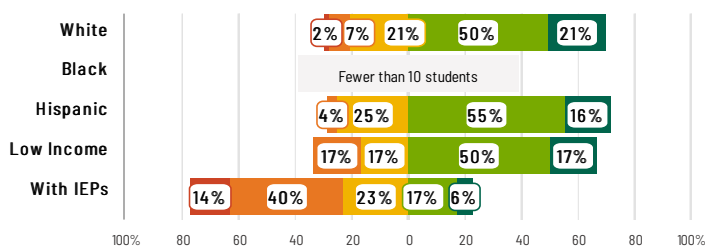
#### Mathematics



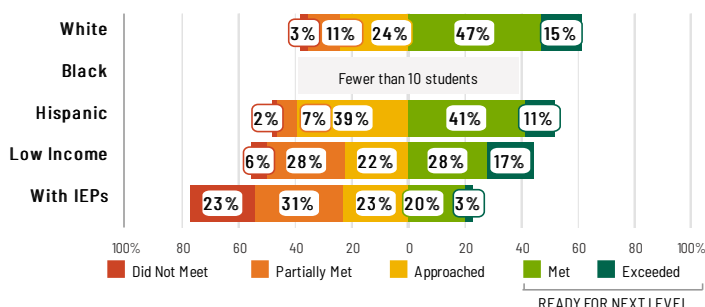
### Success by Student Group

This display shows IAR ELA & Math performance levels for each student group. No data is shown for groups with fewer than 10 students.

#### English Language Arts



#### Mathematics



### School Environment



The **5Essentials Survey** allows students in grades 6-12 and all teachers to share their perspectives on essential conditions for learning. The anonymous survey consists of 5 components.

- Most implementation
- More implementation
- Average implementation
- Less implementation
- Least implementation
- Not Applicable/Low Response

#### Response Rates

Students	99%
Teachers	93%

More

#### Effective Leaders

Do principals and teachers implement a shared vision for success?

Most

#### Collaborative Teachers

Do teachers collaborate to promote professional growth?

Most

#### Ambitious Instruction

Are classes challenging and engaging?

Most

#### Supportive Environment

Is the school safe, demanding, and supportive?

Most

#### Involved Families

Does the entire staff build strong external relationships?

### Student Attendance and Mobility

#### Attendance Rate

Rate at which students are present at school, not including excused or unexcused absences

#### Chronic Absenteeism

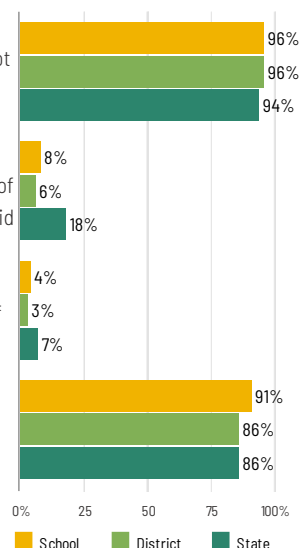
Percentage of students who miss 10% or more of school days per year either with or without a valid excuse

#### Student Mobility

Percentage of students who transfer in or out of the school during the school year, not including graduates

#### Teacher Retention

Percentage of full time teachers who return to the same school year to year





# Highlands Middle School

## School Highlights

### Academic Courses

7th Grade Algebra, 8th Grade Algebra, Bilingual Support, French I-IV, Spanish I-IV, Summer School

### Physical Education, Health and Wellness

We offer a rigorous, high-energy physical education program five days a week. Students alternate in team activities and personal fitness workouts; Giving them the opportunity to stay fit, learn cooperation and leadership skills, and develop new friendships. Healthy Choices gives our students the opportunity to participate in health class as a qua

### Other Programs and Activities

Chess Club, Homework Club, Math Club, Newspaper, Reading Clubs, Science Club, Student Council/Government, Technology Club, Yearbook Club

### School Awards

### Career Development Courses and Programs

### Athletics

Highlands Middle School offers a comprehensive interscholastic program where all coaches are dedicated to the dual goals of involving as many students as possible while maintaining high standards and expectations. Through these extracurricular opportunities students learn to appreciate the value of friendships, teamwork, and friendly competition.

### School Personnel Resources

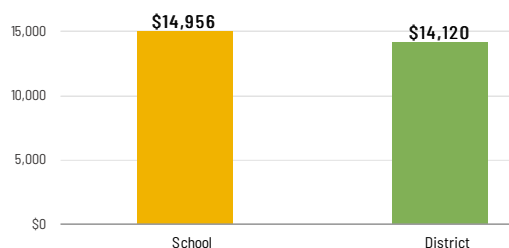
Curriculum Specialist, English as a Second Language Teacher, Librarian/Media Specialist, Paraprofessional, Reading Specialist, School Nurse, School Psychologist, School Social Worker, Special Education Teacher, Speech Language Pathologist-non teaching, State-Approved Director of Special Educa, Technology Specialist

### Facilities

Highlands Middle School sits on 32 beautiful acres in LaGrange Highlands. The outdoor facilities consist of two beautiful baseball fields, a small track, along with a large grass playing field. Inside, we have a remodeled state-of-the-art gymnasium, a modern lunchroom, as classrooms with wireless projectors, whiteboards, ample lighting, sounds syst

## School-Level Finance

The Every Student Succeeds Act requires LEAs to report school-level expenditure data, beginning with School Year 18-19 data. LEAs are required to report actual personnel and non-personnel expenditures of both site-specific and district centralized expenditures. Expenditures are shown at the site level and must be disaggregated by source of funds (federal vs. state/local). These data are self-reported and may differ from AFR data.



## Educator Measures

This school has had **1 principal(s)** over the past 6 years. In the last three years, an average of **91% of teachers** return to this school each year.

## FOR MORE INFORMATION

Visit [IllinoisReportCard.com](http://IllinoisReportCard.com) to see additional details about each item of information for this school. There you will find charts spanning multiple years, detailed explanations, resources, more of the school's programs and activities, and powerful tools that let you dig deeper into data.

Most of this data has been collected by ISBE from school districts through data systems. Some information, such as the School Highlights, is entered directly by principals and can be updated throughout the year.